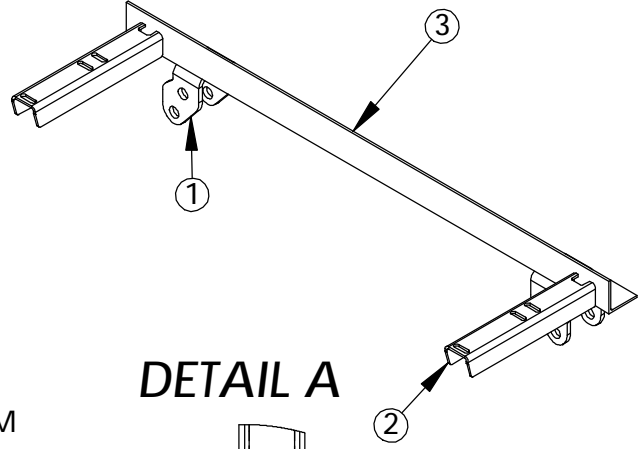
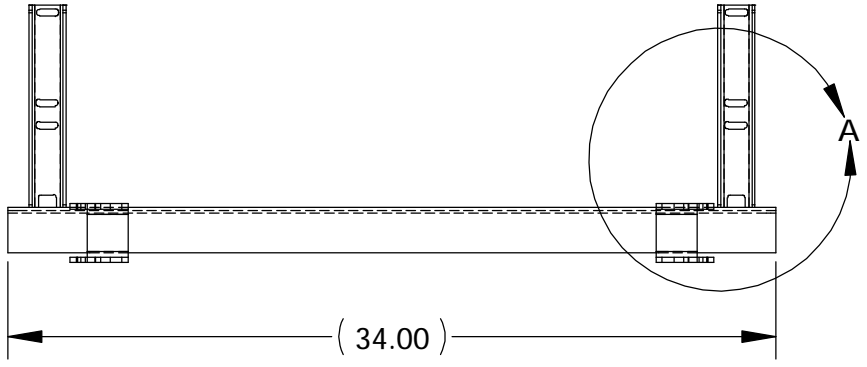
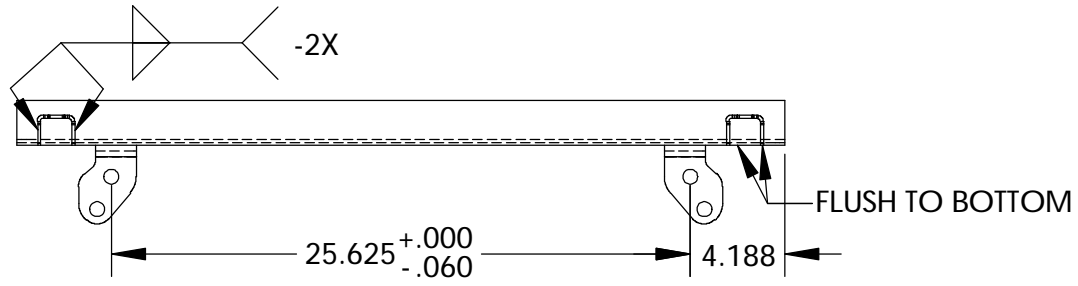
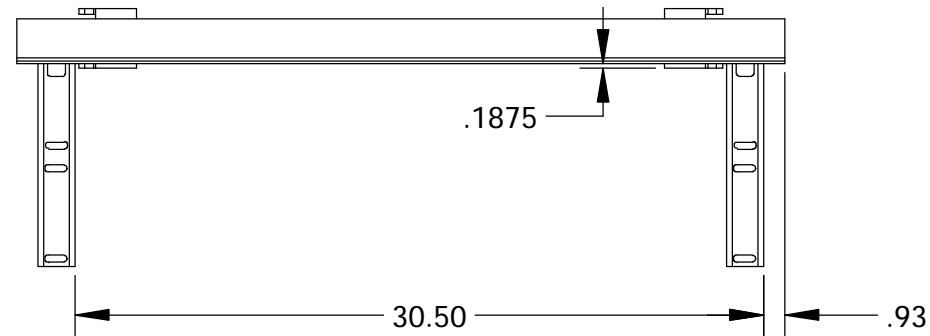
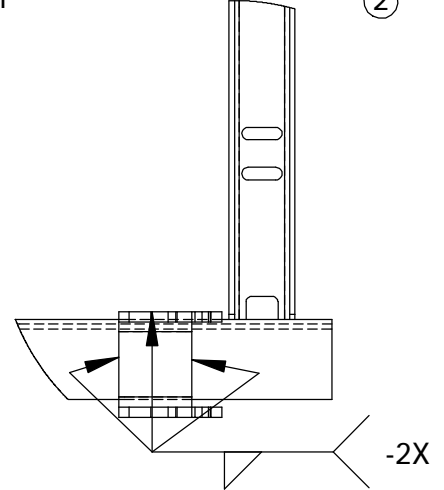


ITEM NO.	PART NUMBER	DESCRIPTION	QTY.
1	100-05651	SPRING HANGER	2
2	100-06599	FENDER BRACKET	2
3	221-00021	ANGLE	1



**DETAIL A**



ALL DIMENSIONS ARE IN INCHES  
UNLESS OTHERWISE STATED  
TOLERANCES EXCEPT AS NOTED  
DECIMALS:  
.X ±0.100  
.XX ±0.060  
.XXX ±0.030  
.XXXX ±0.010  
ANGLES:  
±1°  
ALL FORMED ANGLES  
EQUAL 90° UNLESS  
NOTED OTHERWISE  
( ) INDICATES REFERENCE

THE INFORMATION IN THIS DRAWING IS THE SOLE  
PROPERTY OF KARAVAN TRAILERS, INC. ANY  
REPRODUCTION IN PART OR WHOLE WITHOUT  
THE WRITTEN PERMISSION OF KARAVAN TRAILERS,  
INC. IS PROHIBITED.  
APPROVED BY:  
DRAWN BY:  
**Mike Stansberry**  
DATE:  
02-28-2017  
SHEET:  
1 OF 1  
SCALE:  
N/A

**KARAVAN**  
TITLE:  
SPRING HANGER WELDMENT  
(12" FENDER FOR 13" TIRE)  
MAT'L:  
SEE B.O.M.  
FINISH:  
-AW, -BL, -ZN  
DWG. #:  
**300-03714-A**

DWG. REV.	ECR/NDR NUMBER	REVISED BY	DATE	DESCRIPTION
A	16010	MCS	02-28-17	DRAWING CREATED

## First Piece - In Process Inspection Sheet

Vendor \_\_\_\_\_

Description: **Spring Hanger Weldment**

Part # **300-03714**

Rev. **A**

QA Approval: K. Hopf

JOB# \_\_\_\_\_

Characteristic	Tol.	Method	Freq.	1st Piece	A/R	2	A/R	3	A/R	4	A/R	5	A/R	6	A/R	7	A/R	Inspected By:	
<b>WELD</b>																			1 /
.1875	±.010	Tape	2X Per Shift																2 /
30.50	±.060	Tape	2X Per Shift																3 /
.93	±.060	Tape	2X Per Shift																4 /
25.625	+ .000 - .060	Tape	2X Per Shift																5 /
4.188	±.030	Tape	2X Per Shift																6 /
Flush to bottom	±.060	Tape	2X Per Shift																7 /
<b>Weld per print</b>	NA	Visual	Every piece																
<b>Remove all visible weld spatter</b>	NA	Visual	Every piece																