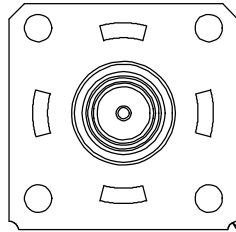
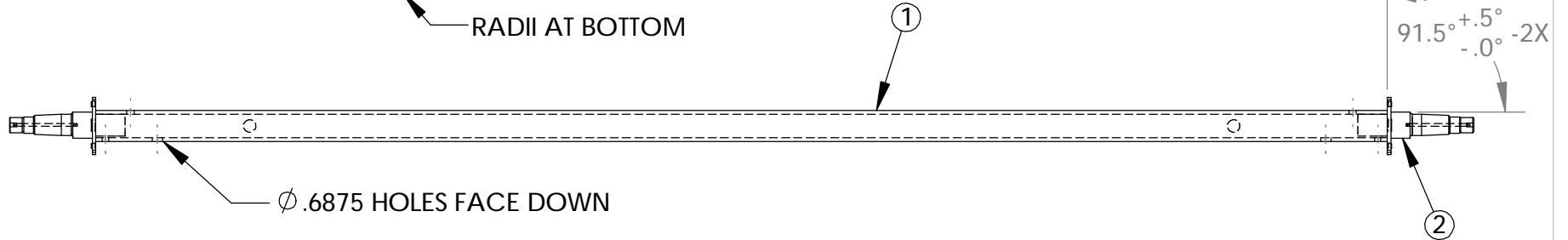


ITEM NO.	PART NUMBER	DESCRIPTION	QTY.
1	100-03116	AXLE TUBE	1
2	218-00013	SPINDLE W/FLANGE	2


SIDE VIEW



RADI AT BOTTOM



Ø .6875 HOLES FACE DOWN



NOTES:
1.) CAPACITY: 3750#

ALL DIMENSIONS ARE IN INCHES
UNLESS OTHERWISE STATED
TOLERANCES EXCEPT AS NOTED
DECIMALS:
.X ±0.100
.XX ±0.060
.XXX ±0.030
.XXXX ±0.010
ANGLES:
±1°
ALL FORMED ANGLES
EQUAL 90° UNLESS
NOTED OTHERWISE
() INDICATES REFERENCE

THE INFORMATION IN THIS DRAWING IS THE SOLE
PROPERTY OF KARAVAN TRAILERS, INC. ANY
REPRODUCTION IN PART OR WHOLE WITHOUT
THE WRITTEN PERMISSION OF KARAVAN TRAILERS,
INC. IS PROHIBITED
APPROVED BY:
~ ~ ~
DRAWN BY:
MATTHEW J. HEINEN
DATE: 01/15/2008
SHEET: 1 OF 1
SCALE: N/A

KARAVAN TRAILERS	
TITLE:	AXLE WELDMENT
MAT'L:	SEE B.O.M.
FINISH:	-BL, -ZN
DWG. #:	300-01896

DWG. REV.	ECR/NDR NUMBER	REVISED BY	DATE	DESCRIPTION
B	15245	KMH	09-23-11	UPDATED 100-03116
A/1	13824	CTH	04-21-08	ADDED PARALLEL GEOMETRIC TOLERANCE

First Piece - In Process Inspection Sheet

Vendor _____

Description: **Axle Weldment**

Part # **300-01896**

Rev. **B**

QA Approval: K. Boomsma

JOB# _____

Characteristic	Tol.	Method	Freq.	1st Piece	A/R	2	A/R	3	A/R	4	A/R	5	A/R	6	A/R	7	A/R	Inspected By:	
WELD																			1 /
91.5° - 2X	+.5° -.0°	Protractor	2X per shift																2 /
Use CF132 - 2X	NA	Visual	Every piece																3 /
Weld per print	NA	Visual	Every piece																4 /
Remove all visible weld spatter, every piece	NA	Visual	Document 4x per shift																5 /