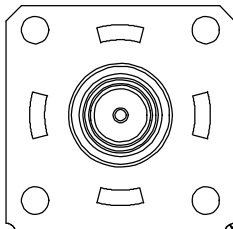



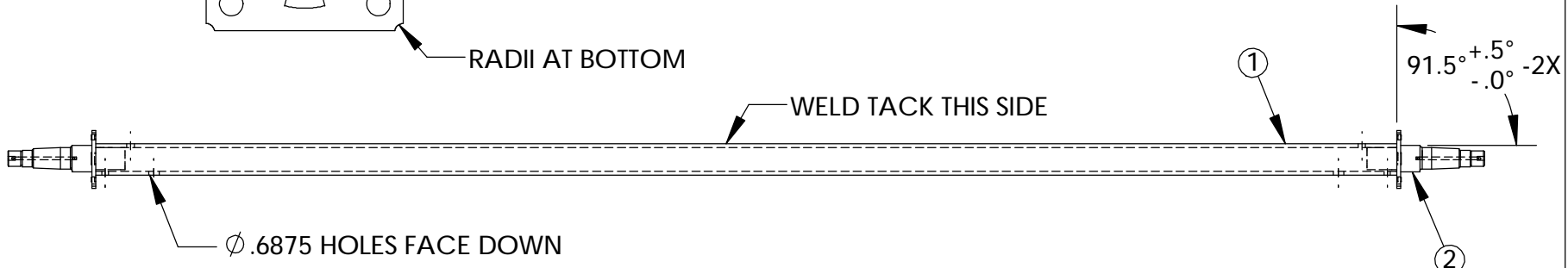
ITEM NO.	PART NUMBER	DESCRIPTION	QTY.
1	100-02206	AXLE TUBE	1
2	218-00013	SPINDLE W/FLANGE	2

SIDE VIEW



RADI AT BOTTOM

WELD TACK THIS SIDE



NOTES:
1.) CAPACITY: 3750#

ALL DIMENSIONS ARE IN INCHES
UNLESS OTHERWISE STATED
TOLERANCES EXCEPT AS NOTED
DECIMALS:
.X ±0.100
.XX ±0.060
.XXX ±0.030
.XXXX ±0.010
ANGLES:
±1°
ALL FORMED ANGLES
EQUAL 90° UNLESS
NOTED OTHERWISE
() INDICATES REFERENCE

THE INFORMATION IN THIS DRAWING IS THE SOLE
PROPERTY OF KARAVAN TRAILERS, INC. ANY
REPRODUCTION IN PART OR WHOLE WITHOUT
THE WRITTEN PERMISSION OF KARAVAN TRAILERS,
INC. IS PROHIBITED.
APPROVED BY:

DRAWN BY:
AMY L. GROTH
DATE:
10-21-04
SHEET:
1 OF 1
SCALE:
N/A

KARAVAN

TITLE:
AXLE WELDMENT

MAT'L:
SEE B.O.M.

FINISH:
-BL, -ZN

DWG. #:
300-01520-A

DWG. REV.	ECR/NDR NUMBER	REVISED BY	DATE	DESCRIPTION
A/4	13824	CTH	04-21-08	ADDED PARALLEL GEOMETRIC TOLERANCE
A/3	14236	MJH	01-03-08	UPDATED 218-00013; ADDED SIDE VIEW

First Piece - In Process Inspection Sheet

Vendor _____

Description: **Axle Weldment**

Part # 300-01520

Rev. A/4

QA Approval: S. Mudra

JOB# _____

Characteristic	Tol.	Method	Freq.	1st Piece	A/R	2	A/R	3	A/R	4	A/R	5	A/R	6	A/R	7	A/R	Inspected By/Date:	
Weld																			1 /
91.5° - 2X	+ .5° - .0°	Protractor	1:25																2 /
Use CF132 - 2X	NA	Visual	Every piece																3 /
Weld tack this side	NA	Visual	Every piece																4 /
Weld presence on all 4 sides	NA	Visual	Every piece																5 /
Remove all visible weld spatter	NA	Visual	Every piece																6 /