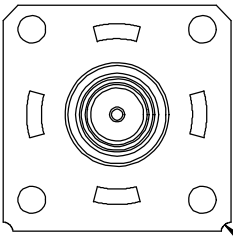
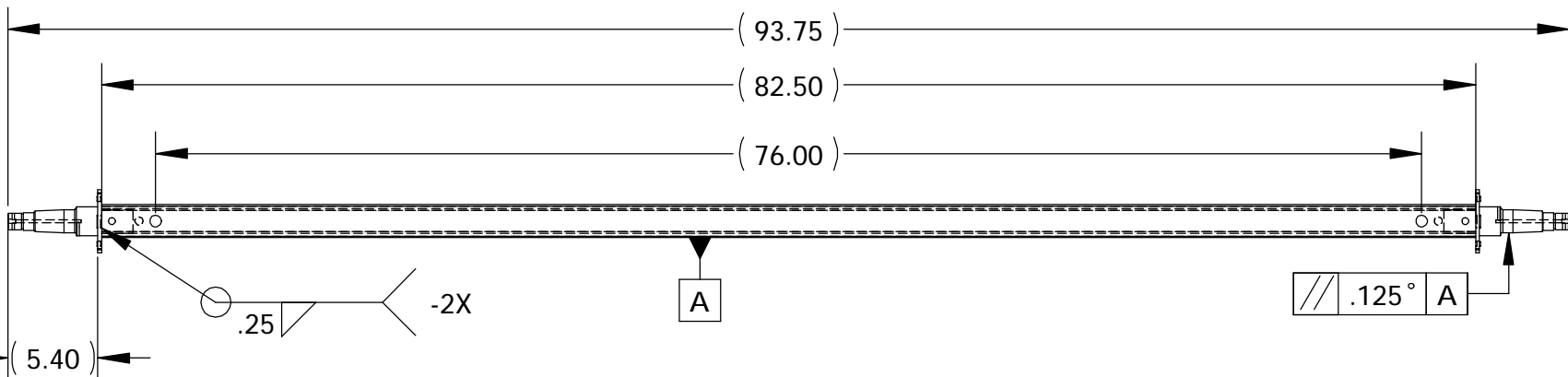
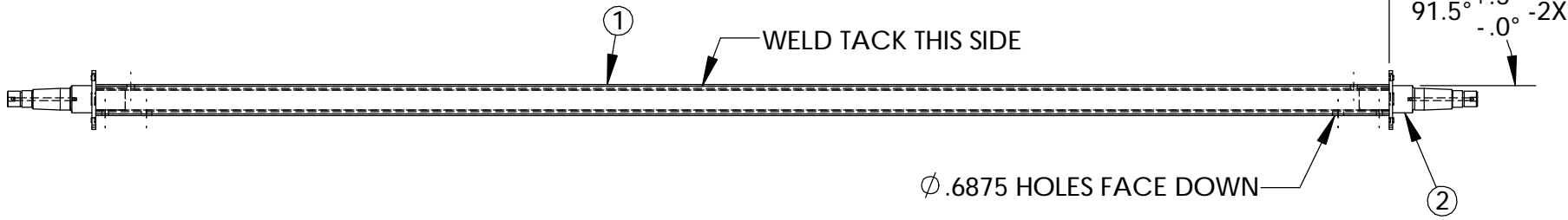


ITEM NO.	PART NUMBER	DESCRIPTION	QTY.
1	100-01955	AXLE TUBE	1
2	218-00013	SPINDLE W/FLANGE	2

SIDE VIEW



RADI AT BOTTOM



NOTES:
1.) CAPACITY: 3750#

ALL DIMENSIONS ARE IN INCHES
UNLESS OTHERWISE STATED
TOLERANCES EXCEPT AS NOTED
DECIMALS:
.X ±0.100
.XX ±0.060
.XXX ±0.030
.XXXX ±0.010
ANGLES:
±1°
ALL FORMED ANGLES
EQUAL 90° UNLESS
NOTED OTHERWISE
() INDICATES REFERENCE

THE INFORMATION IN THIS DRAWING IS THE SOLE
PROPERTY OF KARAVAN TRAILERS, INC. ANY
REPRODUCTION IN PART OR WHOLE WITHOUT
THE WRITTEN PERMISSION OF KARAVAN TRAILERS,
INC. IS PROHIBITED.

APPROVED BY:
C-RICHTER

DRAWN BY:
JOEL NEHRING

DATE:
08-06-03

SHEET:
1 OF 1

SCALE:
N/A

KARAVAN

TITLE:
AXLE WELDMENT

MAT'L:
SEE B.O.M.

FINISH:
-ZN

DWG. #:
300-01382-B

DWG. REV.	ECR/NDR NUMBER	REVISED BY	DATE	DESCRIPTION
B/4	13824	CTH	04-21-08	ADDED PARALLEL GEOMETRIC TOLERANCE; REMOVE TOE-IN NOTE
B/3	14236	MJH	01-03-08	UPDATED 218-00013; ADDED SIDE VIEW

First Piece - In Process Inspection Sheet

Vendor _____

Description: **Axle Weldment**

Part # 300-01382

Rev. B/4

QA Approval: K. Boomsma

JOB# _____

Characteristic	Tol.	Method	Freq.	1st Piece	A/R	2	A/R	3	A/R	4	A/R	5	A/R	6	A/R	7	A/R	Inspected By/Date:	
Weld																			1 /
91.5 - 2X	+.5° -.0°	Protractor	1:25																2 /
Use CF132 - 2X	NA	Visual	Every piece																3 /
Weld tack this side	NA	Visual	Every piece																4 /
Weld presence on all 4 sides	NA	Visual	Every piece																5 /
Remove all visible weld spatter	NA	Visual	Every piece																6 /